

GAS SAFETY VALVES

DS1710 (TS BODY) GAS CARRIER

DS1710 series replacement bodies are used with the DS1720 series replacement magnet heads in TS Automatic Safety Valve applications.

DS1710 REPLACEMENT BODY TYPES

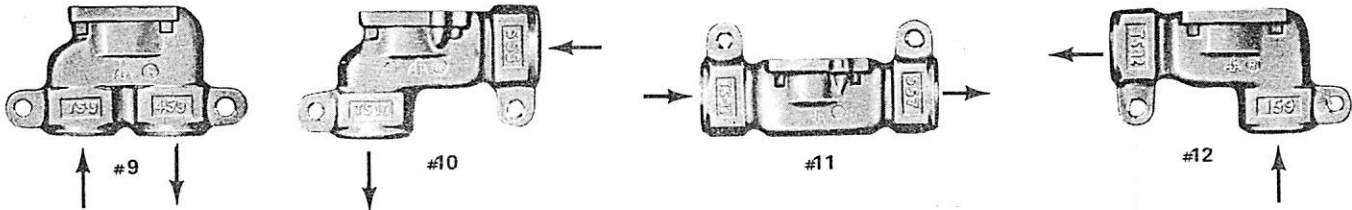
Body types differ in direction of gas flow and inlet-outlet sizes. Note arrows showing direction of gas flow.

NOTE: Body Type No. 15 (DS1710-C109) is no longer available. Suggested replacement is DS1710-C112. Replacement magnet heads are available. See DS1720 series.

The body types are identified as Type No. 9, 10, 11, and 12. Refer to illustrations at right. Note that No. 10 and No. 12 are identical in shape and differ only in gas flow direction.

INLET AND OUTLET SIZE	BODY TYPE AND MODEL NUMBER			
	9	10	11	12
1/4 PIPE			DS1710-C110	DS1710-C195
3/8 PIPE	DS1710-C101	DS1710-C106	DS1710-C111	DS1710-C197
1/2 PIPE			DS1710-C126	
7/16 I.C.	DS1710-C102	DS1710-C107	DS1710-C112	
* CAPACITY VARIES SLIGHTLY	121,250	130,370	128,660	116,790


* Btu/Hr. Nat. Gas 1000/Btu/Cu. Ft. Sp. Gr. 0.64 P.D. 1" w.c.



BODY TYPE 13 — COMPLETE VALVE

SPECIAL NOTE: DS1710-C120 & C121 (Model No. 13)

Designed only for very low capacity applications. Used mainly as an electro-magnet safety for pilot gas flow. Some applications found in small trailer refrigerators and small infra-red heaters, as well as a pilot line safety. Capacity 7,500 Btu/Hr. natural gas.



#13

MODEL NUMBER	INLET/OUTLET SIZE
DS1710-C120	1/8 PIPE
DS1710-C121	1/4 I.C. TUBING




DS1720 (TS MAGNETS) REPLACEMENT KIT

DS1720 series replacement magnets are used with DS1710 series bodies in TS Automatic Safety Valve applications.

Each DS1720 magnet head includes a new valve, gasket, and screws for replacement.

The R, J, and K magnet assemblies all have flow interruption. When you depress the Red Button to light the pilot, gas flows to the pilot only.

NOTE: "J" and "K" Magnet Assembly is provided with pilot adjusting key. If magnet assembly is required without pilot key adjustment, use magnet assembly with pilot key and use pilot adjustment provided elsewhere on the appliance.

DESCRIPTION	MODEL NUMBER	PILOT SIZE		
		3/16" I.C.	1/4" I.C.	1/8" PIPE
PILOT INLET AND OUTLET J 	DS1720-C701		•	
	DS1720-C707	•		
	* DS1720-C801	•	•	•
PILOT OUTLET ONLY K 	DS1720-C702		•	
	DS1720-C713	•		
	* DS1720-C802	•	•	•
NO PILOT OUTLET OR INLET R 	DS1720-C728			

* KITS

DS1720 KITS are designed to replace many individual TS Magnet types. Each kit magnet head is tapped for 1/8" pipe with fittings to adapt to 3/16" and 1/4" I.C. tubing. Pilot adjustment key is standard on each kit.

A complete selection of Gas Oven Safety Valves is shown on pages 21 thru 24.

